

<b>Project Information</b>	
<b>Job Name</b>	
<b>Fixture Type</b>	Industrial LED
<b>Catalog Number</b>	ILH460L   ILH460LL
<b>Approved by</b>	

## ILH460L 4FT Industrial LED with & without Lens



### SPECIFICATIONS:

#### Construction:

The heavy duty construction is made of rigid 20 gauge steel that has a post painted polyester coat finish. The lightweight heat sinks are designed to perform in ambient temperatures up to 50°C. The Quick Wire access panel allows for easy power connection.

#### Tool-less Snap-on Lens:

The high transmission lens, with 91% efficiency, is high impact, scratch resistant and protects the LEDs. At the same time it delivers improved visual comfort by eliminating any glare and providing a wider smoother and more uniform light output.

#### Listings:

Luminaire is certified to UL/cUL Standards for Damp Locations

#### AC Input:

120/208/240/277 V

#### Driver:

Constant current, Class 2 120-277 VAC, 47-63Hz  
 High Efficiency – min. 85%  
 Off-State Power: 0 Watts  
 0-10 V Dimming

#### LEDs:

Atlas LEDs provide higher lumen output, greater energy efficiency and more reliable fixture performance. LEDs manufactured for the ILH series utilize Epoxy Guard conformal coating which reduces the chance of board corrosion. ILH series fixtures operate at 4000K and 5000K CCT.

#### Temperatures:

Min Start: -35°C Max: 50°C

#### Warranty:

Five-year limited warranty

#### Testing:

Atlas LED luminaires have been tested by an independent laboratory in accordance with IESNA LM-79 & LM-80.

#### Weight:


17.4 lbs.

#### Installation:

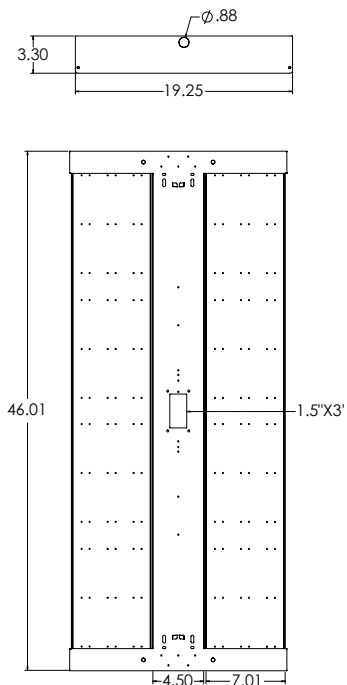
Suitable for suspension by chain, cable, or single (pendant) monopoint. To maintain ambient listing, mount minimum 6" from ceiling.

#### Additional Options:

For 480V add suffix 4 to part number. For factory installed Emergency Back-Up add suffix EB to part number.



### DIMENSIONS:



<sup>1</sup>LED Life Span Based Upon LM-80 Test Results

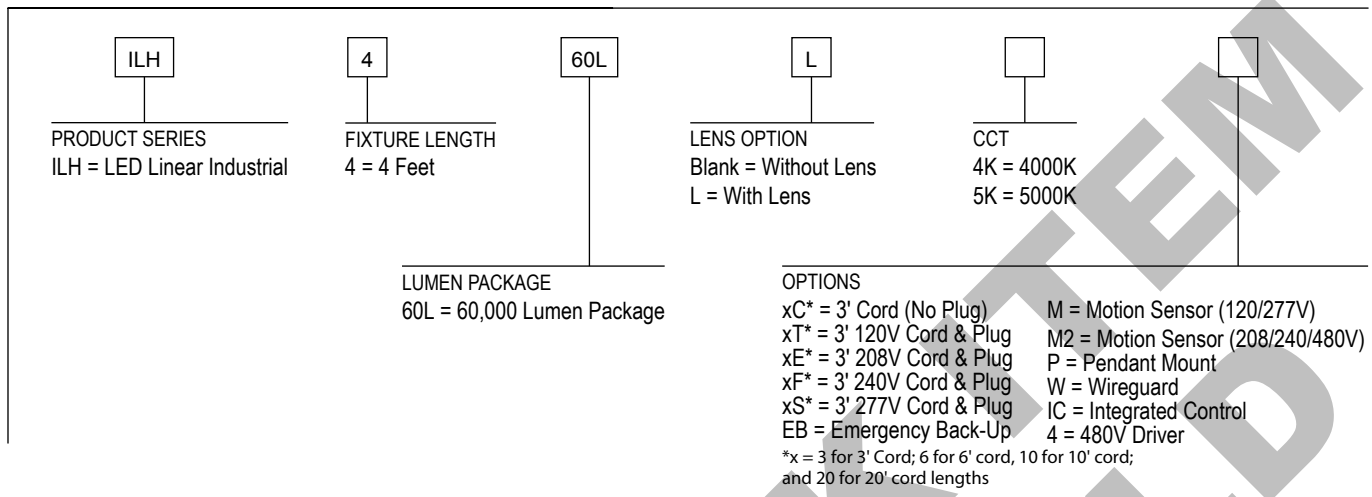
**Rebates and Incentives are available in many areas. Contact an Atlas Representative for more information.**

## ATLAS LIGHTING PRODUCTS, INC.

PO BOX 2348 | BURLINGTON, NC 27216  
 800-849-8485 | FAX: 1-855-847-2794 | www.atlasled.com

\*The majority of Atlas Lighting Products are assembled in USA facilities by an American Workforce utilizing both Domestic and Foreign components. Meets Buy American requirements within the ARRA.

**ORDERING FORMAT**



**WITHOUT LENS**

	ILH460L4K	ILH460L5K
<b>Lumens:</b>	61371	61371
<b>Watts:</b>	400.5	400.5
<b>Lumens/Watt:</b>	153	153
<b>CRI:</b>	80	80
<b>CCT:</b>	4000	5000
<b>DLC Prod. ID:</b>	P7HCJ4D5	P87N3F44

**WITH LENS**

	ILH460LL4K	ILH460LL5K
<b>Lumens:</b>	57733	57733
<b>Watts:</b>	400.5	400.5
<b>Lumens/Watt:</b>	144	144
<b>CRI:</b>	80	80
<b>CCT:</b>	4000	5000
<b>DLC Prod. ID:</b>	PC96OTY3	PDUGKE3J