

Models: LED Vapor Tight Retrofit 4ft & 8ft

WARNING: RISK OF FIRE OR ELECTRIC SHOCK. LED RETROFIT KIT INSTALLATION REQUIRES KNOWLEDGE OF LUMINAIRE ELECTRICAL SYSTEMS. IF NOT QUALIFIED, DO NOT ATTEMPT INSTALLATION. CONTACT A QUALIFIED ELECTRICIAN.

WARNING: RISK OF FIRE OR ELECTRIC SHOCK. INSTALL THIS KIT ONLY IN LUMINAIRE THAT HAVE THE CONSTRUCTION FEATURES AND DIMENSIONS SHOWN IN THE PHOTOGRAPHS AND/OR DRAWINGS AND WHERE THE INPUT RATING OF THE RETROFIT KIT DOES NOT EXCEED THE INPUT RATING OF THE LUMINAIRE.


WARNING: DO NOT MAKE OR ALTER ANY OPEN HOLES IN AN ENCLOSURE OF WIRING OR ELECTRICAL COMPONENTS DURING KIT INSTALLATION.

WARNING: TO PREVENT WIRING DAMAGE OR ABRASION, DO NOT EXPOSE WIRING TO EDGES OF SHEET METAL OR OTHER SHARP OBJECTS.

THE RETROFIT KIT IS ACCEPTED AS A COMPONENT OF A LUMINAIRE WHERE THE SUITABILITY OF THE COMBINATION SHALL BE DETERMINED BY CSA OR AUTHORITIES HAVING JURISDICTION

FOR RETROFIT KITS CERTIFIED TO CANADIAN REQUIREMENTS THE RETROFIT KIT IS ACCEPTED AS A COMPONENT OF A LUMINAIRE WHERE THE SUITABILITY OF THE COMBINATION SHALL BE DETERMINED BY AUTHORITIES HAVING JURISDICTION. PRODUCT MUST BE INSTALLED BY A QUALIFIED ELECTRICIAN IN ACCORDANCE WITH THE APPLICABLE AND APPROPRIATE ELECTRICAL CODES. THE INSTALLATION GUIDE DOES NOT SUPERSEDE LOCAL OR NATIONAL REGULATIONS FOR ELECTRICAL INSTALLATIONS.

Included Parts



Tools required:

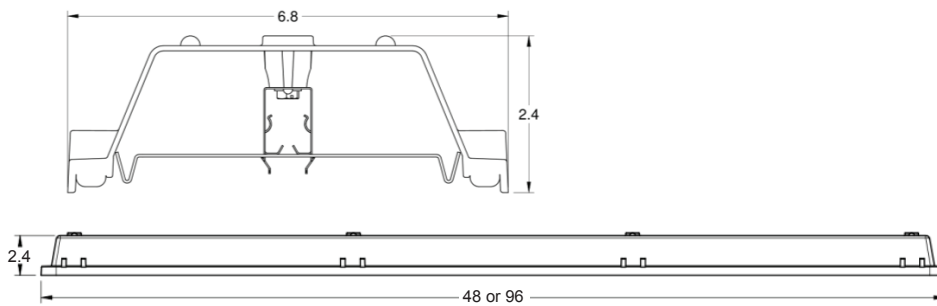


Wire cutter



Screwdriver

Compatible Fixtures



- Columbia XEM
- Columbia HEM
- Simkar EN2
- Texas Fluorescents CIT
- LDPI 376
- Atlas IFW
- LSI EG3
- TechBrite VaporBrite
- Howard VSA
- HE Williams 96 Series

NOTES:

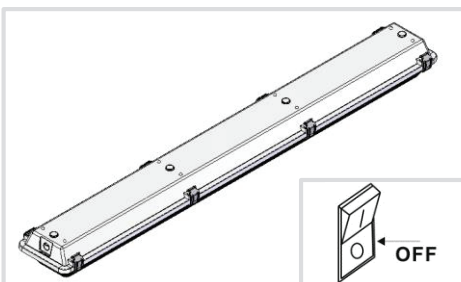
Must be installed in luminaires with SLP Citadel 2 Housings

Examine all parts that are not intended to be replaced by the retrofit kit for damage and replace any damaged parts prior to installation of the retrofit kit


It is recommended that a single test unit is installed before full renovation to ensure fixture compatibility

Dispose of any fluorescent lamps and ballasts in proper accordance with current state and federal regulation Fluorescent lamps contain hazardous materials

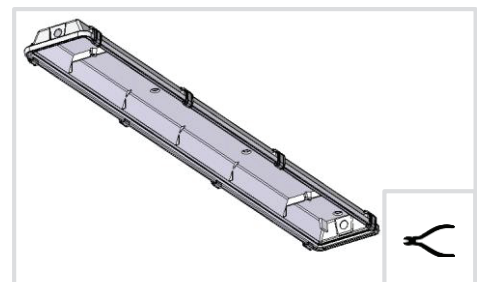
Read all Warnings and Installer Notes before proceeding with this retrofit. Check to ensure all parts listed are included in your retrofit kit.



1 Shut off or disconnect power to the fixture.

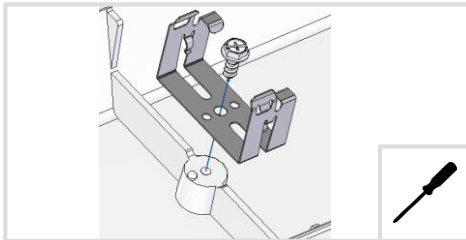


2 Unhinge the latches and remove the lens.

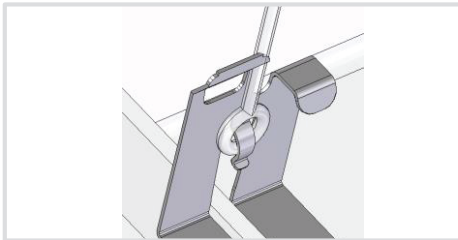


3 Disconnect ballast, then remove gear tray from fixture. If ballast is not installed on gear tray, please remove from housing.

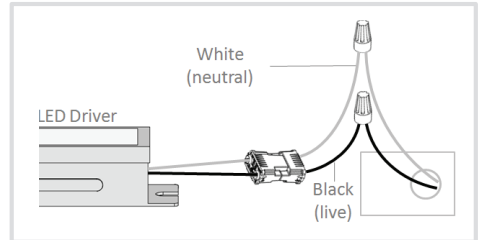
Models: LED Vapor Tight Retrofit 4ft & 8ft



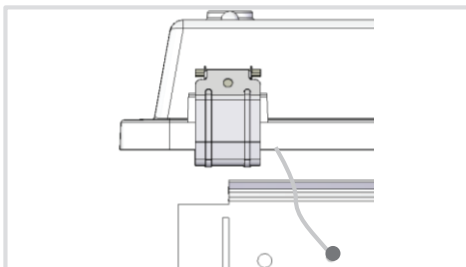
4 Install the provided clips into the housing, removing existing clips if needed. If there are no clips, please confirm housings are SLP Citadel 2 Series.




5 Securely attach the provided safety straps to the installed clips.



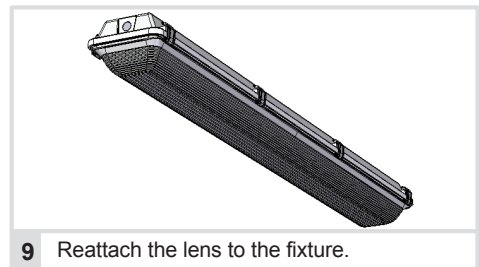
6 Connect AC input cables to the incoming AC power connection using the proper connectors in accordance with current state and federal regulations.



7 Ground the retrofit kit using the pin near the end of the tray in accordance with any current state and federal regulations.



8 Once all electrical connections have been made, rotate the tray as shown above and push the tray into the clips to secure it.



9 Reattach the lens to the fixture.



10 Turn on or reconnect the power to the fixture to complete the installation.

ATLAS LIGHTING PRODUCTS, INC.'S LIMITED WARRANTY

THREE OR FIVE-YEAR LIMITED WARRANTY: Atlas warrants that its products will be free from failure in materials and workmanship for a period of three (3) years from the date on which the product was purchased from Atlas. This warranty applies to LED products for a period of five (5) years. When this three or five-year warranty period ends, all warranties (whether express or implied) and liability of Atlas shall immediately cease. The warranty period for all lamps and photocells is one (1) year.

LIMITATION ON IMPLIED WARRANTIES: ALL IMPLIED WARRANTIES, INCLUDING IMPLIED WARRANTIES OF MERCHANTABILITY AND FITNESS FOR ANY PARTICULAR PURPOSE, ARE LIMITED TO AND SHALL NOT EXCEED THE TERMS OF THIS LIMITED WARRANTY.

FURTHER LIMITATIONS OF THIS WARRANTY: This limited warranty DOES NOT cover damage resulting from accident, misuse, abuse, improper repair, lack of reasonable care, modification (including but not limited to use of unauthorized parts or attachments), alteration, loss of parts, installation and operation contrary to printed instructions, vandalism, acts of God (lightning, power surges, water damage or similar failure), or transit (including UPS shipments). This limited warranty also does not include labor costs associated with installing replacement parts for any failed parts returned to Atlas under this warranty.

DUTY AND PROCEDURE TO NOTIFY ATLAS OF FAILED PRODUCT: Notification of a failed product under this warranty must be provided to Atlas within ninety (90) days after discovery of the failure. Notification occurs only by sending the following to Atlas: (1) sales receipt, (2) the date of purchase, and (3) a brief explanation of the nature of the failure. This information must be either e-mailed to Atlas at returns@alpine.com or mailed to Atlas Lighting Products, Inc., Attn: Returns Department, P.O. Box 2348, Burlington, NC 27215. The date of the postmark of the mailing to Atlas shall constitute the date of notification under this warranty. If the information is e-mailed, the date that the e-mail is sent to Atlas shall constitute the date of notification under this warranty. Upon receiving a timely notification, Atlas will, if the notification reflects a failure of materials or workmanship, provide a Return Goods Authorization number and full instructions for returning failed merchandise. All returned goods must be accompanied by a Return Goods Authorization number issued by Atlas.

SOLE REMEDY: REPAIR OR REPLACEMENT: If, upon receiving a timely notification with the information stated above and receiving merchandise that appears to Atlas to have a failure in materials or workmanship, Atlas will — at Atlas's sole option — either repair the failed part(s) or provide a replacement part or parts. This remedy constitutes the sole remedy under this warranty and Atlas's sole liability in connection with any failed part(s). Atlas shall not be liable for any other expense, injury, loss or damage, whether direct, special, incidental, or consequential (including but not limited to loss of use, income, profit, or production, inconvenience, increased cost of operation, and spoilage of or damage to material and personal property). As stated above, this limited warranty does not include labor costs associated with installing replacement parts for any failed parts returned to Atlas under this warranty.

NO OTHER REPRESENTATIONS: No other representations, written or verbal, have been authorized by Atlas. No representative of Atlas has any authority to waive, alter, vary, or add to the terms hereof without prior approval in writing by an authorized representative of Atlas.

SEVERABILITY: The foregoing provisions are severable. If any provision shall be unenforceable for any reason, the other provisions shall remain in effect.

DISCLAIMER: ATLAS LIGHTING PRODUCTS, INC. MAKES NO REPRESENTATIONS (WRITTEN OR VERBAL) OR WARRANTIES (EXPRESS OR IMPLIED) AS TO ANY MATTER WHATSOEVER, INCLUDING WITHOUT LIMITATION THE CONDITION, MERCHANTABILITY, OR FITNESS FOR ANY PARTICULAR PURPOSE OF ANY PRODUCT, EXCEPT AS EXPRESSLY SET FORTH UNDER THIS LIMITED WARRANTY.

THIS WARRANTY GIVES YOU SPECIFIC LEGAL RIGHTS AND YOU MAY ALSO HAVE OTHER RIGHTS WHICH VARY FROM STATE TO STATE.