



Independence Series High Bay

PROJECT INFORMATION

JOB NAME	
FIXTURE TYPE	Independence High Bay
CATALOG NUMBER	
APPROVED BY	

SPECIFICATIONS

Construction:

The ultra compact Independence High Bay's heavy duty construction is made of 14 gauge steel that has a post painted polyester coat finish. The lightweight heat sinks are designed to perform in ambient temperatures up to 50°C. The Quick Wire access panel allows for easy power connection.

Clear Lens:

The clear lens is high impact, scratch resistant and protects the LEDs. At the same time it delivers improved visual comfort by eliminating any glare and providing a wider smoother and more uniform light output.

Electrical:

AC Input: 120/208/240/277V 347/480V
 Constant current, Class 2 120-277 VAC, 47-63Hz
 High Efficiency – min. 88%
 Off-State Power: 0 Watts
 0-10 V Dimming
 Temperatures: Min Start: -35°C Max: 50°C
 L70 Calculated Life: >200,000 Hours¹

LEDs:

Atlas LEDs provide higher lumen output, greater energy efficiency and more reliable fixture performance. IHB series fixtures operate at 4000K, 4500K and 5000K CCT.

Listings:

Luminaire is certified to UL/cUL Standards for Damp Locations. DesignLights Consortium qualified luminaire, eligible for rebates from DLC member utilities. See chart on last page for qualifying products.

Testing:

Atlas LED luminaires have been tested by an independent laboratory in accordance with IESNA LM-79 & LM-80.

Installation:

Suitable for suspension by chain, cable, or single (pendant) monopoint. To maintain ambient listing, mount minimum 6" from ceiling.

Warranty:

Five-year limited warranty

Additional Options:

For 480V add suffix 4 to part number.
 Emergency Back-Up add suffix EB to part number.

ACCESSORIES

CATALOG #	DESCRIPTION
CH36	Chain Set
CH36HFC	Chain Set with Hammer-On Flange Clip
CA36	Cable Set
MS360	360° Motion Sensor
IHB-WG	Wireguard

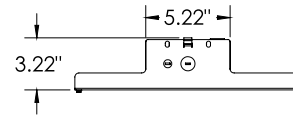


BUY AMERICAN



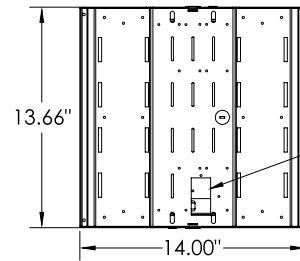
COMPLIANT*

DIMENSIONS

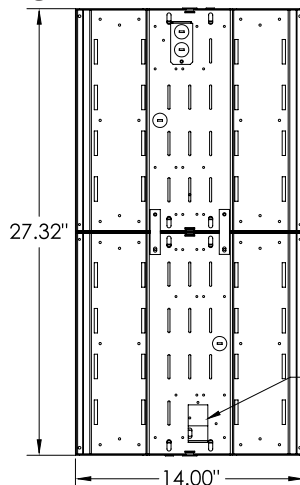
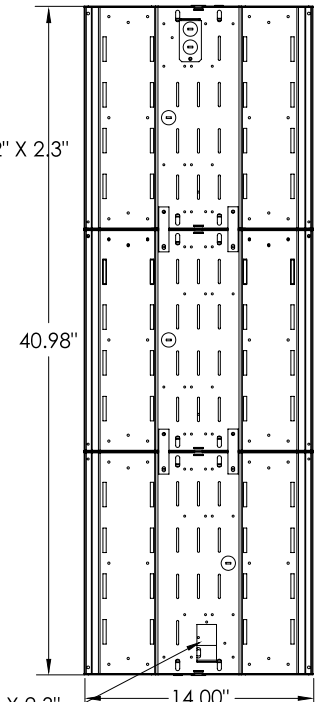


SINGLE MODULE
Weight: 7.3 lbs.

TRIPLE MODULE
Weight: 16.6 lbs.



DOUBLE MODULE
Weight: 12.3 lbs.



Rebates and Incentives are available in many areas.
 Contact an Atlas Representative for more information.

¹LED Life Span Based Upon LM-70 Test Results



Independence Series

High Bay

ORDERING INFORMATION

IHB	S	24L			45K		
PRODUCT SERIES	SELECTABLE	LUMEN PACKAGE	LENS OPTION	MODULES	COLOR TEMP.	VOLTAGE	OPTIONS
IHB = Independence High Bay	blank = fixed	12L = 12,000 Lumen Package ¹ 15L = 15,000 Lumen Package ¹ 18L = 18,000 Lumen Package ¹ 24L = 24,000 Lumen Package ¹ 30L = 30,000 Lumen Package ^{1,2} 36L = 36,000 Lumen Package ² 48L = 48,000 Lumen Package ² 60L = 60,000 Lumen Package ² 72L = 72,000 Lumen Package ³ 90L = 90,000 Lumen Package ³ 1 - Only available in Single Module 2 - Only available in Double Module 3 - Only available in Triple Module	Blank = Clear Lens D = Diffused N = Narrow	Blank = Single Module 2 = Double Module 3 - Triple Module	4K = 4000K 45K = 4500K 5K = 5000K	Blank = 120-277 4 = 347/480	xC* = 3' Cord (No Plug) xT* = 3' 120V Cord & Plug xE* = 3' 208V Cord & Plug xF* = 3' 240V Cord & Plug xS* = 3' 277V Cord & Plug WG = Wireguard EB = Emergency Back-Up EB20 = 20W Emergency Back-Up** M = Motion Sensor (120/277V) M2 = Motion Sensor (208/240/480V) P = Pendant Mount IC = Integrated Control**** SP = Surge Protection**** *x = 3 for 3' Cord; 6 for 6' cord, 10 for 10' cord; and 20 for 20' cord lengths ** - Only available on Double/Triple Module units *** - Not available with IHBS **** - Not available with 480V motion sensor
	S = Selectable	12-24L = 12,000, 18,000, 24,000 Selectable Lumens 15-30L = 15,000 - 30,000 Selectable Lumens					

PERFORMANCE DATA

SELECTABLE

LUMEN PACKAGE	CRI	4000K CCT		4500K CCT		5000K CCT		WATTAGE	REPLACES UP TO
		DELIVERED LUMENS	EFFICACY (LPW)	DELIVERED LUMENS	EFFICACY (LPW)	DELIVERED LUMENS	EFFICACY (LPW)		
Clear Lens									
12L-24L	80	12,967	158	12,967	158	13,011	157	83	400W MH
	80	19,045	152	19,045	152	19,110	153	125	
	80	23,843	146	23,843	146	23,924	147	163	
15L-30L	80	14,135	158	14,135	158	14,435	158	90	400W MH
	80	21,037	152	21,037	152	21,483	156	138	
	80	27,560	145	27,560	145	28,145	148	190	
Diffused Lens									
12L-24L	80	11,587	141	11,523	139	11,523	139	83	400W MH
	80	16,954	136	16,860	135	16,860	135	125	
	80	21,281	132	21,163	131	21,163	131	162	
15L-30L	80	12,931	144	12,931	144	13,241	145	90	400W MH
	80	19,317	140	19,317	140	19,780	143	138	
	80	25,353	133	25,353	133	25,961	136	190	
Narrow Lens									
15L-30L	80	13,463	150	13,463	150	13,721	150	90	400W MH
	80	20,006	145	20,006	145	20,389	147	138	
	80	26,318	138	26,318	138	26,822	141	190	



Independence Series

High Bay

PERFORMANCE DATA

FIXED										
UNIT	MODULES	CRI	4000K CCT		4500K CCT		5000K CCT		WATTAGE	REPLACES UP TO
			DELIVERED LUMENS	EFFICACY (LPW)	DELIVERED LUMENS	EFFICACY (LPW)	DELIVERED LUMENS	EFFICACY (LPW)		
Clear Lens										
IHB12L	Single	80	12,528	152	12,528	159	12,597	160	83	175W MH
IHB15L	Single	80	16,144	154	16,144	152	16,513	157	105	250W MH
IHB18L	Single	80	18,597	153	18,597	153	19,022	156	122	250W MH
IHB24L	Single	80	23,910	148	23,899	148	23,899	148	162	400W MH
IHB30L	Single	80	29,550	159	29,550	159	30,370	166	186	400W MH
IHB30L2	Double	80	28,347	160	28,347	160	29,134	165	177	400W MH
IHB36L2	Double	80	37,194	153	37,194	153	38,044	156	244	1000W MH
IHB48L2	Double	80	47,820	148	47,798	148	47,798	148	324	1000W MH
IHB60L2	Double	80	59,100	159	59,100	159	60,740	166	371	1000W MH
IHB72L3	Triple	80	71,730	148	71,697	148	71,697	148	485	1000W MH
IHB90L3	Triple	80	88,650	159	88,650	159	91,110	166	557	1500W MH
Diffused Lens										
IHB12LD	Single	80	11,358	138	11,358	138	11,421	139	82	175W MH
IHB15LD	Single	80	14,567	140	14,567	140	14,949	143	105	250W MH
IHB18LD	Single	80	16,767	137	16,767	137	17,207	141	122	250W MH
IHB24LD	Single	80	21,506	133	21,404	136	21,404	136	162	400W MH
IHB30LD	Single	80	26,470	143	26,470	143	27,343	149	185	400W MH
IHB30LD2	Double	80	25,537	145	25,537	145	26,379	149	177	400W MH
IHB36LD2	Double	80	33,534	137	33,534	137	34,414	141	244	1000W MH
IHB48LD2	Double	80	43,012	133	42,808	136	42,808	136	323	1000W MH
IHB60LD2	Double	80	52,940	143	52,940	143	54,686	149	371	1000W MH
IHB72LD3	Triple	80	64,518	133	64,212	133	64,212	133	486	1000W MH
IHB90LD3	Triple	80	79,410	143	79,410	143	82,029	149	557	1500W MH
Narrow Lens										
IHB12LN	Single	80	11,089	143	11,089	143	11,501	145	79	175W MH
IHB15LN	Single	80	14,652	140	14,652	140	15,196	145	105	250W MH
IHB18LN	Single	80	16,766	138	16,766	138	17,389	143	122	250W MH
IHB24LN	Single	80	21,363	132	21,363	132	21,491	133	162	400W MH
IHB30LN	Single	80	26,488	143	26,488	143	27,097	148	185	400W MH
IHB30LN2	Double	80	25,400	144	25,400	144	25,552	145	177	400W MH
IHB36LN2	Double	80	33,532	138	33,532	138	34,778	143	243	1000W MH
IHB48LN2	Double	80	42,726	132	42,726	132	42,982	133	324	1000W MH
IHB60LN2	Double	80	52,976	143	52,976	143	54,194	148	371	1000W MH
IHB72LN3	Triple	80	64,089	132	64,089	132	64,473	133	486	1000W MH
IHB90LN3	Triple	80	79,464	143	79,464	143	81,291	148	556	1500W MH



Independence Series

High Bay

DLC PRODUCT INFORMATION

SELECTABLE

LUMEN PACKAGE	4000K CCT		4500K CCT		5000K CCT	
	DLC PRODUCT ID	CLASSIFICATION	DLC PRODUCT ID	CLASSIFICATION	DLC PRODUCT ID	CLASSIFICATION
Clear Lens						
IHBS12-24L	PZU3A4BW	Standard	PADR02L0	Standard	P7WZBPPK	Standard
IHBS15-30L	S-SDE7U0	Standard	S-FI2ZS5	Standard	S-UKB6AS	Standard
Diffused Lens						
IHBS12-24L	PFYHA83Q	Standard	PB48XYLK	Standard	P3H09EQE	Standard
IHBS15-30L	S-OYK58U	Standard	S-8T52Y1	Standard	S-HVQCRI	Standard
Narrow Lens						
IHBS15-30L	S-92TPOU	Standard	S-TSE1JR	Standard	S-EPGSX8	Standard

FIXED

UNIT	MODULES	4000K CCT		4500K CCT		5000K CCT	
		DLC PRODUCT ID	CLASSIFICATION	DLC PRODUCT ID	CLASSIFICATION	DLC PRODUCT ID	CLASSIFICATION
Clear Lens							
IHB12L	Single	PM2P2V01	Standard	PKDIFRKI	Standard	PBZR03WU	Standard
IHB15L	Single	PPVMHVYN	Standard	P3C2ZDX8	Standard	PM795KLO	Standard
IHB18L	Single	PM2MT1GE	Standard	PSV2QGBD	Standard	PPK4WK7P	Standard
IHB24L	Single	PTNXZ8BU	Standard	PC7TTJII	Standard	PGFL8VPN	Standard
IHB30L	Single	PN8LFWUM	Standard	PN6EMB70	Standard	PPRO40JM	Standard
IHB30L2	Double	PKS4UNK0	Standard	P7VSA4N3	Standard	PR8S4KWU	Standard
IHB36L2	Double	PKB476T7	Standard	P68K5WLR	Standard	PHQQ4AA2	Standard
IHB48L2	Double	P2KMKO0W	Standard	PBEDTGAA	Standard	P6UL45HI	Standard
IHB60L2	Double	PSMKVNZY	Standard	P0J1WKOM	Standard	P1Z1LHVK	Standard
IHB72L3	Triple	PVRJJPJ	Standard	PDETHXHR	Standard	PQ33PAEA	Standard
IHB90L3	Triple	PMVW95FL	Standard	P5BELU2U	Standard	PD9P6SNT	Standard
Diffused Lens							
IHB12LD	Single	P6TPJ5Z4	Standard	P8UPV7CE	Standard	PI5ZY7S	Standard
IHB15LD	Single	PZ6SEX94	Standard	PVWVUP2D	Standard	PT14GDSG	Standard
IHB18LD	Single	PZC0XP9Q	Standard	P6LNFNLG	Standard	PDGHTRHF	Standard
IHB24LD	Single	P1L5NWU9	Standard	PK0FHN79	Standard	PV84ZU2E	Standard
IHB30LD	Single	PTXVNCY	Standard	PKV7MH67	Standard	PN2T2D6V	Standard
IHB30LD2	Double	P3HMGAGF	Standard	P3IIGRSU	Standard	P3OP32KY	Standard
IHB36LD2	Double	P7KSKBN3	Standard	P3BNPJ2	Standard	PJHVN4M4L	Standard
IHB48LD2	Double	PKO66HR1	Standard	PX30FLMP	Standard	PVQONU74	Standard
IHB60LD2	Double	PPI63NN5	Standard	PC2Y8UXF	Standard	PT99BZXE	Standard
IHB72LD3	Triple	PBXN7OW3	Standard	PE9X9W65	Standard	PZJMN3UX	Standard
IHB90LD3	Triple	PC56EEMZ	Standard	PESHJPKF	Standard	PAP7VCGA	Standard
Narrow Lens							
IHB12LN	Single	PHQ9ITDR	Standard	PXKJKADT	Standard	P2C0XXGE	Standard
IHB15LN	Single	PJHN3XM8	Standard	P977FWXY	Standard	PGZ77O8Y	Standard
IHB18LN	Single	PZB38411	Standard	POR84PA5	Standard	PYXHB71N	Standard
IHB24LN	Single	PT8SD1J8	Standard	PEGSL2NN	Standard	PLA85UI2	Standard
IHB30LN	Single	PP1W4KFF	Standard	PFCTS1Z5	Standard	P2EQWCSA	Standard
IHB30LN2	Double	PJN7VNYI	Standard	PBXZACDD	Standard	PCTOVUQ8	Standard
IHB36LN2	Double	PROZJH8	Standard	P1E2I926	Standard	PM1M6ZVL	Standard
IHB48LN2	Double	PAXR0YQ3	Standard	PRH004S6	Standard	PPZX2P9L	Standard
IHB60LN2	Double	PO24V4YM	Standard	P7VMUKQQ	Standard	P0CS1HQ5	Standard
IHB72LN3	Triple	P01UII7S	Standard	PJOG2M55	Standard	P7MOBDKP	Standard
IHB90LN3	Triple	PEOK8L80	Standard	PC71OZDE	Standard	POVS3R9B	Standard