



# Origin Series Lensed Strip

## PROJECT INFORMATION

JOB NAME	
FIXTURE TYPE	Lensed Strip
CATALOG NUMBER	
APPROVED BY	

## SPECIFICATIONS

### Construction:

Rigid 22 gauge post painted housing

Lightweight & durable

### Electrical:

AC Input: 120/208/240/277 V

Driver: Driver: Constant current, Class 2, 120-277VAC 50/60Hz

Dimming 0-10V

L70 Calculated Life: >50,000 Hours<sup>1</sup>

### Listings:

UL/cUL standards for damp locations

DLC qualified luminaire, eligible for rebates from DLC member utilities.

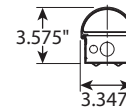
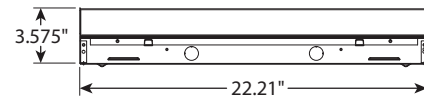
### Warranty:

Five-year limited warranty

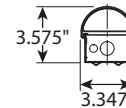
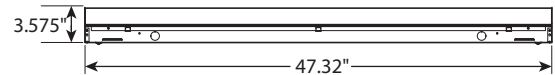


## DIMENSIONS

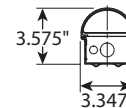
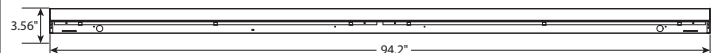
2' - Weight: 2.9 lbs.



4' - Weight: 5.3 lbs.



8' - Weight: 10.8 lbs.



<sup>1</sup>LED Life Span Based Upon LM-80 Test Results

Rebates and Incentives are available in many areas.  
Contact an Atlas Representative for more information.

**ORDERING INFORMATION**

ORST	4	4L		4K	
PRODUCT SERIES	FIXTURE LENGTH	LUMEN PACKAGE	VOLTAGE	COLOR TEMP.	HOUSING COLOR
ORST = Origin Series Lensed Strip	2 = 2 ft 4 = 4 ft 8 = 8 ft	2L = 2,000 Lumens <sup>1</sup> 4L = 4,000 Lumens <sup>2</sup> 8L = 8,000 Lumens <sup>3</sup> <i><sup>1</sup> = 2 ft only   <sup>2</sup> = 4 ft only   <sup>3</sup> = 8 ft only</i>	Blank = 120-277V	4K = 4000K CCT	Blank = White

**PERFORMANCE DATA**

LUMEN PACKAGE	FIXTURE LENGTH	CRI	4000K CCT		WATTAGE	REPLACES UP TO
			DELIVERED LUMENS	EFFICACY (LPW)		
2L	2 ft	80	2,564	128	20	70W MH
4L	4 ft	80	4,500	113	40	4L T8 FL
8L	8 ft	80	8,450	130	65	4L T8 FL

**DLC PRODUCT INFORMATION**

UNIT	4000K CCT	
	DLC PRODUCT ID	CLASSIFICATION
ORST22L4K	PD9J5YLM	Standard
ORST44L4K	PLPLK3O1LEYB	Standard
ORST88L4K	PWVYLZ8A	Standard

**PHOTOMETRICS**

ORST22L4K	ORST44L4K	ORST88L4K																								
<table border="1"> <tr> <td>Light Loss Factor</td> <td>1.00</td> <td>Mounting Height</td> <td>10'</td> </tr> <tr> <td>Total Lumens</td> <td>2564</td> <td>Max. Calculated Value</td> <td>6.86Fc</td> </tr> </table>	Light Loss Factor	1.00	Mounting Height	10'	Total Lumens	2564	Max. Calculated Value	6.86Fc	<table border="1"> <tr> <td>Light Loss Factor</td> <td>1.00</td> <td>Mounting Height</td> <td>12'</td> </tr> <tr> <td>Total Lumens</td> <td>5007</td> <td>Max. Calculated Value</td> <td>8.96Fc</td> </tr> </table>	Light Loss Factor	1.00	Mounting Height	12'	Total Lumens	5007	Max. Calculated Value	8.96Fc	<table border="1"> <tr> <td>Light Loss Factor</td> <td>1.00</td> <td>Mounting Height</td> <td>15'</td> </tr> <tr> <td>Total Lumens</td> <td>8966.9</td> <td>Max. Calculated Value</td> <td>10.25Fc</td> </tr> </table>	Light Loss Factor	1.00	Mounting Height	15'	Total Lumens	8966.9	Max. Calculated Value	10.25Fc
Light Loss Factor	1.00	Mounting Height	10'																							
Total Lumens	2564	Max. Calculated Value	6.86Fc																							
Light Loss Factor	1.00	Mounting Height	12'																							
Total Lumens	5007	Max. Calculated Value	8.96Fc																							
Light Loss Factor	1.00	Mounting Height	15'																							
Total Lumens	8966.9	Max. Calculated Value	10.25Fc																							