

Project Information	
Job Name	
Fixture Type	Industrial LED
Catalog Number	ILH49L ILH49LL
Approved by	

ILH49L 4FT Slim Industrial LED with & without Lens



SPECIFICATIONS:

Construction:

The heavy duty construction is made of rigid 20 gauge steel that has a post painted polyester coat finish. The lightweight heat sinks are designed to perform in ambient temperatures up to 50°C. The Quick Wire access panel allows for easy power connection.

Tool-less Snap-on Lens:

The high transmission lens, with 91% efficiency, is high impact, scratch resistant and protects the LEDs. At the same time it delivers improved visual comfort by eliminating any glare and providing a wider smoother and more uniform light output.

Listings:

Luminaire is certified to UL/cUL Standards for Damp Locations DesignLights Consortium Premium qualified luminaire, eligible for rebates from DLC member utilities.

AC Input:

120/208/240/277 V

Driver:

Constant current, Class 2 120-277 VAC, 47-63Hz
 High Efficiency – min. 85%
 Off-State Power: 0 Watts
 Dimming 0-10V

LEDs:

Atlas LEDs provide higher lumen output, greater energy efficiency and more reliable fixture performance. LEDs manufactured for the ILH series utilize Epoxy Guard conformal coating which reduces the chance of board corrosion. ILH series fixtures operate at 4000K, 4500K and 5000K CCT. 200,000+ hrs.¹ lifespan

Temperatures:

Min Start: -35°C Max: 50°C

Warranty:

Five-year limited warranty

Testing:

Atlas LED luminaires have been tested by an independent laboratory in accordance with IESNA LM-79 & LM-80.

Weight:

10 lbs.


Installation:

Suitable for suspension by chain, cable, or single (pendant) monopoint. To maintain ambient listing, mount minimum 6" from ceiling.

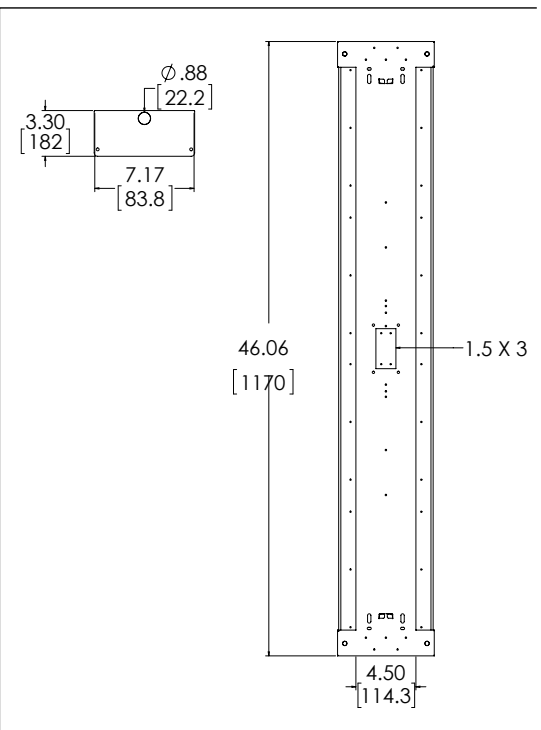
Additional Options:

For 480V add suffix 4 to part number.

For factory installed Emergency Back-Up add suffix EB to part number.



DIMENSIONS:

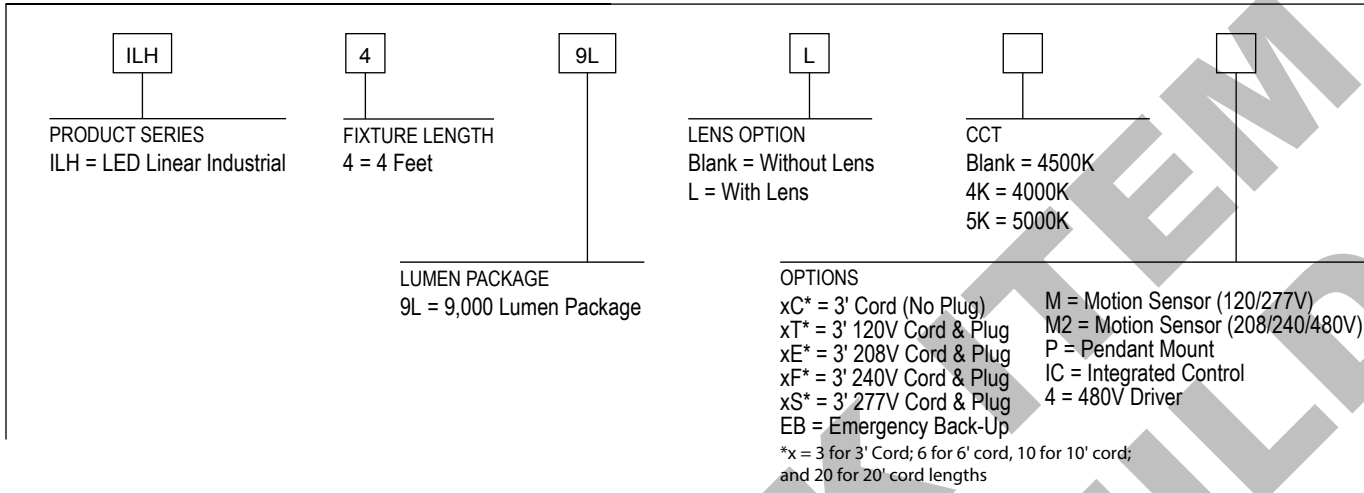


¹LED Life Span Based Upon LM-80 Test Results

Rebates and Incentives are available in many areas. Contact an Atlas Representative for more information.



ORDERING FORMAT



WITHOUT LENS

	ILH49L4K	ILH49L	ILH49L5K
Lumens:	9452	9452	9831
Watts:	60.92	60.92	61.18
Lumens/Watt:	155.15	155.15	160.69
CRI:	80	80	80
CCT:	4000	4500	5000
DLC Prod. ID:	PEFBCF8B	PT0Q1AOU	PB35L4FJ

WITH LENS

	ILH49LL4K	ILH49LL	ILH49LL5K
Lumens:	8907	8907	8907
Watts:	60.81	60.81	60.81
Lumens/Watt:	146.47	146.47	146.47
CRI:	80	80	80
CCT:	4000	4500	5000
DLC Prod. ID:	PSSUU3U1	PQL6CD79	PB35L4FJ