



## Eagle Series

### 2nd Generation LED Area Light

#### PROJECT INFORMATION

JOB NAME	
FIXTURE TYPE	Small Eagle Series Area Light
CATALOG NUMBER	SLPS
APPROVED BY	

#### SPECIFICATIONS

##### Construction:

Designed for commercial and industrial applications, providing cooler operating temperatures, brighter light and longer LED life. The die cast aluminum housing utilizes external airflow fins allow for greater heat dissipation. The easy access driver compartment is a thermally independent compartment, separate from LED generated heat, for cooler operation and longer driver life.

##### Optics:

Atlas Eagle fixtures utilize precision engineered individual lenses for maximum light intensity. The lens is made of optical grade polycarbonate. Advanced one piece optic board engineered for maximum light intensity. Types II, V and Forward Throw distributions are available. Types II and Forward Throw optics are rotatable allowing for optimal placement of the fixtures on the perimeter of any layout.

##### Mounting:

The easy mount bracket makes installation to any style pole quick and easy. Tenon and other mounting accessories also available. For round poles 500-SLPMRPA is required.

##### Thermal Management:

Atlas Eagle fixtures are designed as a complete system to optimize LED life and light output. The thermal stacking heat removal technology extracts heat from within the housing moving it away from LEDs and components. The lower temperatures result in long LED life (200,000+ hrs<sup>1</sup>) and component life and also allows for higher light output.

##### Selectable Lumens:

Atlas Eagle selectable area lights are quick and easy to select and set up. Selectable lumens range in 6,000 / 8,000 / 12,000.

##### Listings:

Luminaire is certified to UL/cUL Standards for Wet Locations DesignLights Consortium qualified luminaire, eligible for rebates from DLC member utilities. See chart on last page for qualifying products.

**AC Input:** 120/208/240/277/347/480 V

##### Driver:

Constant current, 120-277 VAC, 50-60 Hz  
High Efficiency – min. 88%  
O-State Power: 0 Watts  
0-10 V Dimming

##### LEDs:

Available in 4000K, 4500K and 5000K, CCT  
Epoxy Guard™ protective conformal coated boards

##### Reduced Glare:

Positioning of the LED modules within the housing result in light directed to desired locations and reduces offensive light.

##### Testing:

Atlas LED luminaires have been tested by an independent laboratory in accordance with IESNA LM-79 & LM-80.

**Warranty:** Five-year limited warranty

<sup>1</sup>LED Life Span Based Upon LM-80 Test Results

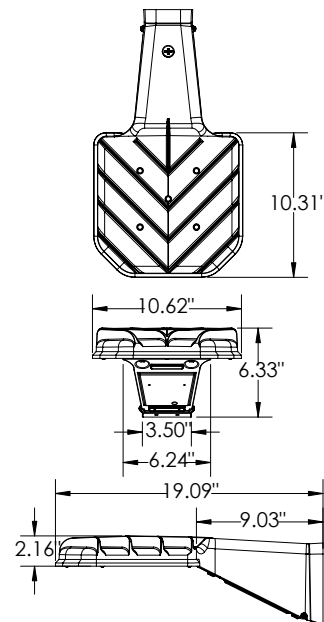
#### Atlas Lighting Products, Inc.

PO Box 2348 | Burlington, NC 27216  
800-849-8485 | www.atlasled.com

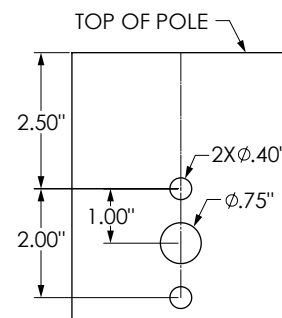


#### DIMENSIONS

Weight: 12 lbs.  
EPA: 0.40



#### DRILL PATTERN



**For round poles 500-SLPMRPA is required.**

**Rebates and Incentives are available in many areas.  
Contact an Atlas Representative for more information.**

\*The majority of Atlas Lighting Products are assembled in USA facilities by an American Workforce utilizing both Domestic and Foreign components. Meets Buy American requirements within the ARRA.



## Eagle Series

2nd Generation LED Area Light



### ORDERING INFORMATION

SLPS	S	6-12L	T2	4K				
PRODUCT SERIES	SELECTABLE	LUMEN PACKAGE	DISTRIBUTION	COLOR TEMP.	VOLTAGE	COLOR RENDERING	FIXTURE COLOR	OPTIONS
SLPS = Small Eagle Series Area Light	blank = Fixed	6L = 6,000 Lumens 9L = 9,000 Lumens 12L = 12,000 Lumens	T2 = Type 2 T5 = Type 5 FT = Forward Throw T2L = Type 2 Rotated Left FTL = Forward Throw Rotated Left T2R = Type 2 Rotated Right FTR = Forward Throw Rotated Right	4K = 4000K 45K = 4500K 5K = 5000K	Blank = 120-277 4 = 347/480	Blank = 70CRI	Blank = Bronze BK = Black SL = Silver WT = White	PR = 7 Pin Photocell Receptacle SP = Surge Protection IC = Integrated Motion Control* <i>*Only available in 120-277V / Not available on Selectable Units</i>
SLPS = Eagle Series Area Light	S = Selectable	6-12L = 6,000, 8,000, 12,000 Lumens Selectable						

### PERFORMANCE DATA

LUMEN PACKAGE	DISTRIBUTION	CRI	4000K CCT		4500K CCT		5000K CCT		WATTAGE	BUG RATING	REPLACES UP To
			DELIVERED LUMENS	EFFICACY (LPW)	DELIVERED LUMENS	EFFICACY (LPW)	DELIVERED LUMENS	EFFICACY (LPW)			
FIXED											
6L	T2	70	6,297	154	6,288	153	6,288	153	41	B1-U0-G1	175W MH
	FT	70	6,005	146	5,839	144	5,839	144	41	B1-U0-G1	
	T5	70	6,025	147	6,016	147	6,016	147	41	B3-U0-G1	
9L	T2	70	9,041	144	8,859	142	8,859	142	63	B2-U0-G2	175W MH
	FT	70	8,717	139	8,541	136	8,541	136	63	B2-U0-G2	
	T5	70	8,639	138	8,465	135	8,465	135	63	B3-U0-G2	
12L	T2	70	12,028	136	11,822	133	11,822	133	89	B2-U0-G2	250W MH
	FT	70	11,417	129	11,222	127	11,222	127	89	B2-U0-G2	
	T5	70	11,578	131	11,380	129	11,380	129	89	B4-U0-G2	

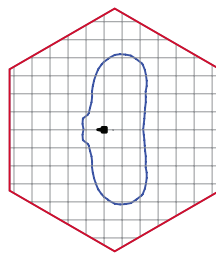
LUMEN PACKAGE	DISTRIBUTION	CRI	4000K CCT		4500K CCT		5000K CCT		WATTAGE	BUG RATING	REPLACES UP TO
			DELIVERED LUMENS	EFFICACY (LPW)	DELIVERED LUMENS	EFFICACY (LPW)	DELIVERED LUMENS	EFFICACY (LPW)			
SELECTABLE											
6L-12L	T2	70	6,036	143	6,036	143	6,036	143	42	B2-U0-G2	175W MH
	FT	70	5,899	140	5,859	139	5,859	139		B2-U0-G2	
	T5	70	5,812	138	5,812	138	5,812	138		B4-U0-G2	
	T2	70	8,946	142	8,946	142	8,946	142	63	B2-U0-G2	175W MH
	FT	70	8,743	138	8,684	137	8,684	137		B2-U0-G2	
	T5	70	8,614	136	8,614	136	8,614	136		B4-U0-G2	
	T2	70	11,755	137	11,755	137	11,755	137	86	B2-U0-G2	250W MH
	FT	70	11,488	134	11,410	133	11,410	133		B2-U0-G2	
	T5	70	11,319	132	11,319	132	11,319	132		B4-U0-G2	



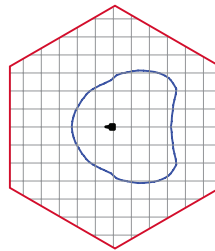
### ACCESSORY ORDERING INFORMATION

			PART NUMBER	DESCRIPTION	FINISH	STD. PKG.
			TLRA-7P	7 Pin Photocell Receptacle	Bronze	1
			80-SP	Surge Protection 120-277V	n/a	1
			80-SP480	Surge Protection 480V	n/a	1
			80-SLMS	Line Voltage Bi-Level Occupancy Sensor	Bronze	1
			HSSS	House Side Shield for SLPS	Bronze	1
			HSSM	House Side Shield for SLPM	Bronze	1
			500-SLPMRPA	Round Pole Adapter	Bronze	1
			500-WBBZ	Wall Bracket	Bronze	1
			500-WPBBZ	Wooden Pole Bracket	Bronze	1
			500-SAB	Spoke Arm Bracket	Bronze	1
			500-AAB	Adjustable Angled Bracket	Bronze	1
			500-15BSQBZ	15° Angled Bracket	Bronze	1
			500-SPTABZ	Square Pole Tenon Adapter	Bronze	1
			500-RPT90BZ	Square or Round Pole w/Tenon 4 @ 90°	Bronze	1
			500-RPT120BZ	Square or Round Pole w/Tenon 3 @ 120°	Bronze	1
			500-RPT243490BZ	Round Pole Top Adapter 4 @ 90° 2.3" - 3.4" Pole Top O.D.	Bronze	1
			500-RPT35490BZ	Round Pole Top Adapter 4 @ 90° 3.5" - 4" Pole Top O.D.	Bronze	1
			500-RPT354120BZ	Round Pole Top Adapter 3 @ 120° 3.5" - 4" Pole Top O.D.	Bronze	1

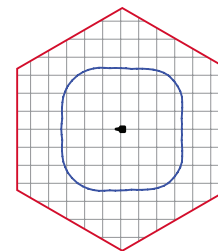
### MULTIPLE DISTRIBUTION PATTERNS - ROTATABLE OPTICS



TYPE II



TYPE FT



TYPE V



## Eagle Series

2nd Generation LED Area Light



### DLC PRODUCT INFORMATION:

LUMEN PACKAGE	DISTRIBUTION	4000K CCT		4500K CCT		5000K CCT	
		DLC PRODUCT ID	CLASSIFICATION	DLC PRODUCT ID	CLASSIFICATION	DLC PRODUCT ID	CLASSIFICATION
FIXED							
6L	T2	PQWOQO9D	Standard	PXAHRNV6	Standard	P1GRIUCD	Standard
	FT	PAY0VYAV	Standard	PXF4SIUD	Standard	P5QCENSF	Standard
	T5	P0DMQOVI	Standard	P83YWNY8	Standard	PD4VM47O	Standard
9L	T2	PUV7WJ61	Standard	PK37XOG7	Standard	PNFUPK5T	Standard
	FT	PL8ME6NS	Standard	PO7XU14A	Standard	PXVK7P7T	Standard
	T5	P040BRWG	Standard	PUKJHVL9	Standard	PO2FNUVI	Standard
12L	T2	PUJMYPND	Standard	PWXFXL19	Standard	PXWNH38J	Standard
	FT	PBJH66QB	Standard	P1Z84DCL	Standard	PI5NTZ6D	Standard
	T5	PZD6IX8V	Standard	PPBWIPC2	Standard	PS69WB74	Standard

UNIT	DISTRIBUTION	4000K CCT		4500K CCT		5000K CCT	
		DLC PRODUCT ID	CLASSIFICATION	DLC PRODUCT ID	CLASSIFICATION	DLC PRODUCT ID	CLASSIFICATION
SELECTABLE							
6L-12L	T2	PCW6I3LZ	Standard	P087LQQG	Standard	P5WGHW42	Standard
	FT	PND4LNM1	Standard	PB5NA8JN	Standard	PENRJG85	Standard
	T5	PQAWJSQJ	Standard	P476XOX4	Standard	PPIJHSF5	Standard