





ORASEL


		
COMPARISON	ORASEL	IMPROVED ORASEL
SELECTABLE	LUMEN & CCT	LUMEN & CCT
VOLTAGE	120-277V & 347-480V	120-277V & 347-480V
DISTRIBUTIONS	T3, FT, T5	T3, FT, T5
LUMENS	15,000 - 22,000 30,000 - 43,000	15,000 - 22,000 30,000 - 43,000
EFFICACY (LPW)	138 - 160	138 - 160
COLOR TEMPERATURE	3000 4000 5000	3000 4000 5000
CRI	70	70
OPERATING TEMPS	-40°C to 50°C	-40°C to 50°C
CONTROLS READY	NO	YES
LISTINGS	UL, DLC	UL, DLC
EXPECTED LAUNCH	DISCONTINUED	NOVEMBER 2025*

*ORASEL30-43L & ORASEL15-22L are in stock, 480V will follow as they're reordered


EVT

		
COMPARISON	ORVT44L4K	NEW IMPORT VAPOR TIGHT
LENGTH(s)	4'	4' 8'
STD LATCHES	Stainless Steel	Stainless Steel
SELECTABLE	Fixed	Fully
IP RATING	IP65	IP65
VOLTAGE	120-277V	120-347V
LUMENS	4,000	4,000 - 7,000 10,000 - 15,000
EFFICACY (LPW)	113	140-150
COLOR TEMPERATURE	4000K	3000 3500 4000 4500 5000
CRI	>80	>80
LIFESPAN	50,000 hrs	> 50,000 hrs
OPERATING TEMPS	-40°C to 40°C	-40°C to 50°C
LISTINGS	UL, DLC, NSF	UL, DLC, NSF
EXPECTED LAUNCH	DISCONTINUED	DECEMBER 2025


WCS



	
COMPARISON	NEW IMPORT CYLINDERS
SIZES	3" 4" 6"
SELECTABLE	CCT
DISTRIBUTIONS	45° or 75°
VOLTAGE	120-277V
LUMENS	2,000 3,000 5,000
EFFICACY (LPW)	126-147
COLOR TEMPERATURE	3000 4000 5000
CRI	>80
LIFESPAN	> 50,000 hrs
OPERATING TEMPS	-40°C to 40°C
LISTINGS	UL
ESTIMATED LAUNCH	DECEMBER 2025



RSS | SSS BABA



	
COMPARISON	STEEL POLES
STRUCTURE	STEEL
OPTION	BABAA COMPLIANT
SHAFT	STRAIGHT
SHAPE	ROUND SQUARE
HEIGHTS	4" SQ 11G POLES UP TO 26' 5" SQ 7G POLES UP TO 30'
DIAMETERS	4" 5"
GAUGE	7 Ga 11 Ga
COLOR	BRONZE WHITE SILVER BLACK
ESTIMATED LAUNCH	FEBRUARY 2026

UPCOMING NEW PRODUCTS

EPT	
	
COMPARISON	EAGLE POST TOP
SIZES	1 (16")
DISTRIBUTIONS	3W, 4F, 5Q & 5D
VOLTAGE	120-277V & 347-480V
LUMENS	8,000, 10,000, 14,000
EFFICACY (LPW)	124-148
COLOR TEMPERATURE	3000 4000 4500 5000
CRI	>80
LIFESPAN	>100,000 hrs
OPERATING TEMPS	-40°C to 40°C
LISTINGS	UL, DLC, IP66, 3G Rated
ESTIMATED LAUNCH	FEBRUARY 2026

FCW		
		
COMPARISON	ORIGIN CLASSIC WALLPACK	NEW IMPORT WALLPACK
SELECTABLE	Lumens CCT	LUMENS CCT DISTRIBUTION
VOLTAGE	120-277V	120-277V
LUMENS	2,000 - 7,000 5,000 - 15,000	5,000 - 11,000
EFFICACY (LPW)	≈ 150	EST. ≈ 150
COLOR TEMPERATURE	3000 4000 5000	3000 4000 5000
CRI	>80	>80
LIFESPAN	50,000 hrs	> 100,000 hrs
OPERATING TEMPS	-40°C to 45°C	-40°C to 45°C
LENS MATERIAL	PC	GLASS
LISTINGS	UL, DLC	UL, DLC
ESTIMATED LAUNCH	-	MARCH 2026

FCHB		
		
COMPARISON	ORHBS Series	NEW IMPORT LINEAR HIGHBAY
SIZES	3	3
SELECTABLE	Lumens CCT	Lumens CCT DISTRIBUTION
VOLTAGE	120-277V	120-347V
SURGE PROTECTION	6kV	10kV
LUMENS	12,000 - 21,000 22,000 - 30,000 36,000 - 48,000	12,000 - 20,000 24,000 - 36,000 36,000 - 48,000
EFFICACY (LPW)	140 - 150	≈ 150
COLOR TEMPERATURE	4000 5000	3500 4000 5000
CRI	>80	>80
LIFESPAN	50,000 hrs	> 100,000 hrs
OPERATING TEMPS	-40°C to 50°C	-40°C to 50°C
CONTROLS READY	YES	YES
LISTINGS	UL, DLC	UL, DLC
ESTIMATED LAUNCH	-	MARCH 2026

IHB		
		
COMPARISON	IHB SERIES	IMPROVED IHB
SIZES	1	1
VOLTAGE	120-277V & 347-480V	120-277V & 347-480V
LUMENS	12,000 18,000 24,000 30,000	12,000 18,000 24,000 30,000
EFFICACY (LPW)	148 - 166	148 - 166
COLOR TEMPERATURE	4000K 4500K 5000K	4000K 4500K 5000K
CRI	80	80
LIFESPAN	> 100,000 hrs	> 100,000 hrs
OPERATING TEMPS	-40°C to 50°C	-40°C to 50°C
CONTROLS READY	NO	YES
LISTINGS	UL, DLC	UL, DLC
ESTIMATED LAUNCH	-	MARCH 2026

UPCOMING NEW PRODUCTS

IHB BABA



COMPARISON	HIGH BAY
OPTION	BABAA COMPLIANT
LUMENS	12,000 18,000 24,000 30,000
EFFICACY (LPW)	148 - 166
COLOR TEMPERATURE	-40°C to 50°C
CRI	80
LIFESPAN	> 100,000 hrs
OPERATING TEMPS	4000K 4500K 5000K
CONTROLS READY	YES
LISTINGS	UL, DLC
ESTIMATED LAUNCH	MARCH 2026

FCxF



COMPARISON	SSF SMF SLF	NEW IMPORT FLOODS
SIZES	3	3
SELECTABLE	Lumens CCT	LUMENS CCT DISTRIBUTION
VOLTAGE	120-277V	120-277V
LUMENS	2,000 - 5,000 5,000 - 12,000 10,000 - 20,000	3,000 - 5,000 7,500 - 12,000 11,000 - 22,000
EFFICACY (LPW)	126 - 147	130 - 150
COLOR TEMPERATURE	3000 4000 5000	3000 4000 5000
CRI	>80	>80
LIFESPAN	50,000 hrs	> 50,000 hrs
OPERATING TEMPS	-40°C to 45°C	-40°C to 50°C
PHOTOCELL INCLUDE	YES	YES
MULTIPLE MOUNTS IN BOX	YES	YES
LISTINGS	UL, DLC	UL, DLC
ESTIMATED LAUNCH	-	APRIL 2026

FCXLF



COMPARISON	NEW IMPORT HIGH LUMEN FLOOD
SIZES	1
SELECTABLE	LUMENS CCT DISTRIBUTION
VOLTAGE	120-277V & 347-480V
LUMENS	UP TO 57,000
EFFICACY (LPW)	?
COLOR TEMPERATURE	3000 4000 4500 5000
CRI	>80
LIFESPAN	> 50,000 hrs
OPERATING TEMPS	-40°C to 45°C
PHOTOCELL INCLUDE	YES
MULTIPLE MOUNTS IN BOX	YES
LISTINGS	UL, DLC
ESTIMATED LAUNCH	MAY 2026

EAM



COMPARISON	SLPM2G (EAGLE)	NEW EAGLE
SELECTABLE	Lumens Selectable	Lumens Selectable
VOLTAGE	120-277V & 347-480V	120-277V & 347-480V
DISTRIBUTIONS	T2, T3, FT, T5	XW, T2, T3, FT, T5
LUMENS	12,000 - 24,000 25,000 - 48,000 (we call it 50)	12,000 - 24,000 26,000 - 50,000
EFFICACY (LPW)	138 - 165 130 - 164	EST. 145 - 175 145 - 180
COLOR TEMPERATURE	3000 4000 4500 5000	3000 4000 4500 5000
CRI	70	80
OPERATING TEMPS	-40°C to 45°C	TGT '-40°C to 50°C
CONTROLS READY	NO	YES
LISTINGS	UL, DLC	UL, DLC
ESTIMATED LAUNCH	DISCONTINUED	JUNE 2026

UPCOMING NEW PRODUCTS

SPTSS



COMPARISON	LOW LUMEN SELECTABLE SPORTS LIGHT
SIZES	1
VOLTAGE	120-277V & 277-480V
SELECTABLE LUMENS	55,000L - 75,000L
SELECTABLE DISTRIBUTIONS	3x3 4x4 5x5
EFFICACY (LPW)	150 - 170
COLOR TEMPERATURE	4000 5000
CRI	>80 (4K) >70 (5K)
LIFESPAN	> 100,000 hrs
OPERATING TEMPS	-40°C to 45°C
CONTROLS READY	YES
LISTINGS	UL, DLC
ESTIMATED LAUNCH	JULY 2026

EAM BABA



COMPARISON	EAGLE
SELECTABLE	Lumens Selectable
VOLTAGE	120-277V & 347-480V
DISTRIBUTIONS	XW, T2, T3, FT, T5
LUMENS	12,000 - 24,000 26,000 - 50,000
EFFICACY (LPW)	EST. 145 - 175 145 - 180
COLOR TEMPERATURE	3000 4000 4500 5000
CRI	80
OPERATING TEMPS	TGT -40°C to 50°C
CONTROLS READY	YES
LISTINGS	UL, DLC
OPTION	BABAA COMPLIANT
ESTIMATED LAUNCH	JULY 2026

FABLP



COMPARISON	ORBLP	CONTROLS READY BACKLIT PANEL
SIZES	1X4, 2X2, 2X4	1X4, 2X2, 2X4
SELECTABLE	Lumens CCT	Lumens CCT
VOLTAGE	120-277V	120-277V
LUMENS	2,000 - 4,000 3,000 - 6,000	2,500-5,000 3,500-6,250
EFFICACY (LPW)	126 - 147	125 - 148
COLOR TEMPERATURE	3500 4000 5000	3500 4000 5000
CRI	>80	>80
LIFESPAN	50,000 hrs	50,000 hrs
OPERATING TEMPS	-25° to 45°C	-20° to 45°C
CONTROLS READY	NO	YES
LISTINGS	UL, DLC	UL, DLC, TAA
REBATE ACCEPTABLE	NO	YES
ESTIMATED LAUNCH	-	TBD

RSA | SSA



COMPARISON	ALUMINUM POLES
STRUCTURE	ALUMINUM
SHAFT	STRAIGHT
SHAPE	ROUND SQUARE
HEIGHTS	4SQ UP TO 20', 5SQ UP TO 25', 4RP UP TO 16', 5RP UP TO 20'
DIAMETERS	4" 5"
GAUGE	A125 (4" only) A188 (5" only)
COLOR	BRONZE WHITE SILVER BLACK
DRILL PATTERN	B3 PATTERN
DRILL LOCATION	TOP OF THE POLE SINGLE AND D180 RECOMMENDED
ESTIMATED LAUNCH	TBD